

Instruction for use

WL-clean/WL-cid/WL-dry or WL-Blow

For the manual preparation, cleaning and disinfection of internal and external surfaces of medical and dental hollow part instruments (e.g. turbines, hand pieces and contra-angles).



Information on processing regarding the workflow and standard operation procedure (SOP) may be maintained at our website: www.alpro-medical.de, or can be requested by e-mail: info@alpro-medical.de, or by phone: **+49 7725 9392-0**.

















Contents

1.	User instructions	4
2.	Symbols used on product information, labels and instructions for use	4
3.	Target group	4
4.	Intended purpose – intended use	5
5.	Application	6
5.1	WL-clean (1)	6
5.2	WL-clean (1) Efficacy	6
5.3	WL-cid (2)	7
5.4	WL-cid (2) Efficacy	7
5.5	WL-dry/WL-Blow	8
5.6	WL-dry/WL-Blow properties	8
5.7	Maintenance	9
6.	Order data (incl. adapters)	10–14
7.	Hazard statements and precautionary statements	14
8.	Disposal instructions	15
8.1	Disposal instructions WL-cid, WL-clean and WL-dry	15
8.2	Disposal of the packaging	15
9.	Report of incidents	15

1. User instructions

Please attend to the following instructions in order to guarantee a trouble-free, economic and safe work.

2. Symbols used on product information, labels and instructions for use

	consult instructions for use
	caution, safety-related information
	use-by date YYYY-MM
	batch code XXXXXX (6 digits)
	catalogue number
	EEC-symbol for finished packs
	CE-symbol for Medical Devices of class I
	CE-symbol with identification number of the Notified Body (0123) for Medical Devices of class IIa, IIb or III
	temperature limit
	keep away from sunlight
	total volume (in ml) is the volume (up to the brim) of the open pressurized container
	symbol for the accordance with the directive 75/324/EEC for aerosol dispensers
	manufacturer, Company ALPRO MEDICAL GMBH, St. Georgen
	company logo of ALPRO MEDICAL GMBH, St. Georgen

3. Target group

This instruction for use is intended for all users (doctors, dentists and professionals in charge of the processing of medical devices as well as hygiene professionals) in medical and dental facilities.

4. Intended purpose – intended use

WL-clean (1) C €

Solution ready for use for the non protein fixing cleaning (internal and external surfaces) prior to disinfection/sterilization of medical and dental hollow part instruments such as turbines, hand pieces and contra-angles, internally cooled instruments and endoscopes. WL-clean is a medical device of class I. The proof of suitability for cleaning was provided according to the series of standards DIN EN ISO 15883 and the specifications of the DGSV – German Society for Sterile Supply e. V. – and was confirmed by expert reports.

WL-cid (2) C €⁰¹²³

Solution ready for use for the disinfection (internal and external surfaces) of medical and dental hollow part instruments.

WL-cid is a medical device of class IIb. The reduction of soil and germs under simulated practical conditions according to DIN EN ISO 15883 was confirmed by expert reports. Proof of the disinfection efficacy according to KRINKO 2012, according to the guidelines of the DVV/RKI 2017 as well as the catalogue of requirements for instruments disinfection of the DGHM/VAH – German Society for Hygiene and Microbiology/ Association for Applied Hygiene.

WL-dry C €

Medically pure drying spray to support the cleaning after the cleaning and/or disinfection of the inner surfaces of medical and dental hollow part instruments (turbines, hand pieces and contra-angles, internally cooled instruments and endoscopes).

WL-dry is a medical device of class I.

WL-Blow

The compressed air gun WL-Blow with integrated air flow limiter is used to blow out, to dry and to support the cleaning after the use of WL-clean/WL-cid* (cleaning/disinfection) on inner surfaces of hollow part and transmission instruments.

WL-Blow is exclusively intended for the use in the processing room and can be connected to the available oil-free dry air compressor**!

WL-Blow StarterSet

Set for the cleaning, disinfection and drying of medical and dental transmission instruments (consists of 2 x WL-clean, 2 x WL-cid, 1 x WL-Blow Set).

WL-dry StarterSet

Set for the cleaning, disinfection and drying of medical and dental transmission instruments (consists of 2 x WL-clean, 2 x WL-cid, 2 x WL-dry).

* Please note manufacturer's approval!

** Recommendation: with bacteria filter.

**The products must only be used at room temperature (18 °C – 25 °C).
Keep the spray can upright during the application.**

5. Application

5.1 WL-clean (1)

Non protein fixing pre-cleaning with WL-clean



5.1.1 plug suitable **ALPRO-adapter*** firmly **on the WL-clean (1) can**

5.1.2 plug instrument on adapter

5.1.3 spray instrument with **3 x 2 seconds** each

5.1.4 remove instrument from the adapter. Put instrument down and let the cleaning solution **take effect for 1 minute**

Note: The external cleaning should be done with a suitable wipe soaked with WL-clean, e.g. ALPRO MaxiWipes reel or a Tork wipe, Premium Special (according to Association for Applied Hygiene).

Basic cleaning: At first use we recommend carrying out a basic cleaning with an extended contact time of 5 – 10 minutes. Possible dissolved residues should be rinsed out afterwards. For this purpose repeat the procedure mentioned above from point 5.1.2.

5.2 WL-clean (1) Efficacy

• **cleansing (in practical test with test soils according to EN 15883-5)**

* Note: Please use only original ALPRO adapters for the respective type of instrument. Only these have been approved by the manufacturer and achieve the cleaning and disinfection results. Please refer to page 10 - 14 of this instruction for use.

5.3 WL-cid (2)

Disinfection with WL-cid



5.3.1 plug suitable **ALPRO-adapter*** firmly on the **WL-cid (2) can**

5.3.2 plug instrument on adapter

5.3.3 spray instrument for **2 x 3 seconds**

5.3.4 remove instrument from the adapter

5.3.5 put instrument down and let the disinfection solution **take effect for 5 minutes**

Note: The external disinfection should be done with a suitable wipe soaked with WL-cid, e.g. ALPRO MaxiWipes *reel* or a Tork wipe, Premium Special (according to Association for Applied Hygiene).

5.4 WL-cid (2) Efficacy

- **bactericidal** (EN 13727, EN 13697)
- **mycobactericidal** (EN 14348, EN 13697, EN 17387)
- **fungicidal** (EN 13624, EN 13697, EN 17387)
- **virucidal** (EN 14476, EN 16777) against enveloped viruses e.g. HBV, HCV, HIV and influenza as well as non-enveloped viruses e.g. adeno-, noro-, polio- and polyoma viruses (SV 40).

* Note: Please use only original ALPRO adapters for the respective type of instrument. Only these have been approved by the manufacturer and achieve the cleaning and disinfection results. Please refer to page 10 - 14 of this instruction for use.

5.5 WL-dry/WL-Blow

Drying with WL-dry or WL-Blow



- 5.5.1 plug suitable **ALPRO-adapter*** firmly **on the WL-dry can/WL-Blow (compressed air gun)**
- 5.5.2 plug instrument on adapter
- 5.5.3 blow out instrument **2 x 3 seconds**
- 5.5.4 remove instrument from the adapter

5.6 WL-dry/WL-Blow properties

- **medically pure gas (WL-dry)**
- **drying**
- **supports cleaning**

* Note: Please use only original ALPRO adapters for the respective type of instrument. Only these have been approved by the manufacturer and achieve the cleaning and disinfection results. Please refer to page 10 - 14 of this instruction for use.

5.7 Maintenance

Maintenance of the instruments according to the manufacturer's instructions













by courtesy of company KaVo

Note:



After the cleaning and disinfection of the internal and external surfaces the instruments are to be maintained (according to manufacturer's instructions) and if necessary, depending on risk assessment, to be packed (critical B) by thermal methods (please follow standard operating procedure).

6. Order data (incl. adapters)

REF	description	containing:
4149	WL-clean combination set 	1 x 500 ml WL-clean 1 x 300 ml WL-dry
4150	WL-clean clinic package 	4 x 500 ml WL-clean
4141	WL-cid combination set 	1 x 500 ml WL-cid 1 x 300 ml WL-dry
4140	WL-cid clinic package 	4 x 500 ml WL-cid
3165	WL-dry clinic package 	4 x 300 ml WL-dry
4160	WL-Blow Set 	1 x compressed air gun 1 x quick connector G 1/4" 2 x air limiter
4158	WaterJet-Pistol device for pre-cleaning of dental transmission instruments and other medical hollow part instruments 	1 x water pistol (pre- assembled) incl. water flow limiter and brass connector for hose coupling 1 x hose system 8 mm transparent with ball valve and flexible hose 3/8"
4147	WL-dry StarterSet 	2 x 500 ml WL-clean 2 x 500 ml WL-cid 2 x 300 ml WL-dry
4144	WL-Blow StarterSet 	2 x 500 ml WL-clean 2 x 500 ml WL-cid 1 x WL-Blow Set

REF	description		containing:
3521	WL-Adapter 01 (plastic)		Universal adapter with Luer connector for transmission instruments (ISO 9168 connector) for inserting and blowing-out of cleaning and maintenance products (WL-clean, WL-cid, maintenance oil, WL-dry, WL-Blow) (Note: Only one channel is possible at a time). Also suitable for blowing out by using the multifunction syringe and to bring in the cleaning solution WL-clean by means of Luer connection e.g. in general hollow part instruments.











Adapter for spray water and spray air channels*

REF	description		containing:
3523	WL-Adapter 03 (stainless steel)		Adapter for turbines with Sirona-interface.
3524	WL-Adapter 04 (stainless steel)		Adapter for turbines with Multiflex-(KaVo/SciCan) interface.

*Please note the current releases of instrument manufacturers!








Further adapters for spray water and spray air channels of other turbine manufacturers on request.

Adapters for the complete internal cleaning*

REF	description		containing:
3547	WL-adapter 02/G (stainless steel)		Adapter for all hand pieces and contra-angles with ISO-interface for complete internal cleaning/disinfection incl. head of instruments.
3533	WL-adapter 03/G (stainless steel)		Adapter for turbines with Sirona-interface.
3534	WL-adapter 04/G (stainless steel)		Adapter for turbines with Multiflex-(KaVo/SciCan) interface.
3535	WL-adapter 05/G (stainless steel)		Adapter for turbines with Bien Air-interface.
3536	WL-adapter 06/G (stainless steel)		Adapter for turbines with Roto-Quick-interface (W&H).
3537	WL-adapter 07/G (plastics)		Adapter for longshank contra-angles T1 Classic (Sirona).
3539	WL-adapter 09/G (stainless steel)		Adapter for turbines with NSK-interface.
3561	WL-adapter 10/G (stainless steel)		Adapter for turbines with Morita-interface.
3563	WL-adapter 11/G (stainless steel)		Adapter for ACTEON-AIR N GO Airpolisher Supra/Perio nozzle.
3564	WL-adapter 12/MF (stainless steel)		Adapter for KaVo MF-handpiece canulas for complete internal cleaning/disinfection.

* Please note the current instrument manufacturers' approvals!

Adapter for ultrasonic and air scaler tips*

REF	description		containing:
3571	WL-adapter U-1 + U-1a Combi (stainless steel)		U-1 rinsing adapter for ultrasonic tips and U-1a screw attachment for hose plug connection.
3570	WL-adapter U-1 (stainless steel)		Rinsing adapter for ultrasonic tips/sonic tips M3 internal thread from EMS, Mectron, KaVo, Komet.
3572	WL-adapter U-2 (stainless steel)		Rinsing adapter for ultrasonic tips/sonic tips M3 external thread from EMS, Mectron, KaVo, Komet, NSK.
3573	WL-adapter U-3 (stainless steel)		Rinsing adapter for ultrasonic tips M3/a internal thread from Satelec, NSK.
3574	WL-adapter U-4-S (stainless steel)		Rinsing adapter for ultrasonic tips in the Piezosurgery internal thread from NSK (VarioSurg), Mectron (Piezosurgery).
3575	WL-adapter U-5-S (stainless steel)		Rinsing adapter for ultrasonic tips/sonic tips in the ultrasonic surgery external thread from Sirona (Siroprep and Siroimplant).
3576	WL-adapter U-6-S (stainless steel)		Rinsing adapter for ultrasonic tips in the ultrasonic surgery internal thread from Acteon (2nd generation) e.g. Piezotome.

* Please note the current instrument manufacturers' approvals!



Accessories

REF	description	containing:
4162	WL-Blow air flow limiter	
3528	O-ring set for WL-adapter 02	3 x 2 pieces
3529	O-ring set for WL-adapter 03 and 06	3 x 3 pieces
3543	O-ring set for WL-adapter 02/G	1 x 2 pieces
3545	O-ring set for WL-adapter 03/G	1 x 2 pieces
3544	O-ring set for WL-adapter 04/G	1 x 3 pieces
3546	O-ring set for WL-adapter 06/G	1 x 1 pieces

7. Hazard statements and precautionary statements



WL-clean CE

Warning. Pressurised container: May burst if heated. Keep away from heat, hot surfaces, sparks, open flames and other ignition sources. No smoking. Do not pierce or burn, even after use.

Protect from sunlight. Do not expose to temperatures exceeding 50 °C/122 °F.



WL-cid CE 0123

Warning. Flammable aerosol. Pressurised container: May burst if heated. Causes serious eye irritation. Keep away from heat, hot surfaces, sparks, open flames and other ignition sources. No smoking. Do not spray on an open flame or other ignition source. Do not pierce or burn, even after use. Wear eye protection/face protection.

IF IN EYES: Rinse cautiously with water for several minutes. Remove contact lenses, if present and easy to do. Continue rinsing. Protect from sunlight. Do not expose to temperatures exceeding 50 °C/122 °F.



WL-dry CE

Warning. Pressurised container: May burst if heated. Keep away from heat, hot surfaces, sparks, open flames and other ignition sources. No smoking.

Do not pierce or burn, even after use. Protect from sunlight. Do not expose to temperatures exceeding 50 °C/122 °F.

8. Disposal instructions

8.1 a) Disposal of the product WL-cid:

The undiluted product or product residues must be disposed of as hazardous waste in accordance with the Waste Directive 2008/98/EC as well as the national and regional regulations. Do not dispose of the undiluted product via the waste water. Commonly used quantities of the ready-to-use solution can be disposed of highly diluted (with 10 times the amount of water) via the waste water. Do not mix with other waste.

b) Disposal of the products WL-clean and WL-dry:

Product residues must be disposed of as non-hazardous waste in accordance with the Waste Directive 2008/98/EC as well as the national and regional regulations. Do not mix with other waste.

8.2 Disposal of packaging (recommendation for WL-clean, WL-cid and WL-dry):

The compressed gas packs must be emptied properly and can then be recycled.

9. Report of incidents

Please report any incident that may occur in connection with the product to:

ALPRO MEDICAL GMBH

E-Mail: quality@alpro-medical.de

Tel.: **+49 7725 9392-0**

and the national authority



Information on the preparation with regard to the work steps and all current work instructions, safety data sheets, instructions for use etc. can be found on our website: www.alpro-medical.de

If you have any questions, please do not hesitate to contact us at **www.alpro-medical.de** or by phone **+49 7725 9392-0**. You are also welcome to contact our sales representatives by phone or e-mail.